



CRAMPONS STEIGEISEN

North America: Black Diamond Equipment, Ltd.
2084 East 3900 South
Salt Lake City, UT 84124

Europe: Black Diamond Equipment
Hans-Maier-Strasse 9
6020, Innsbruck, Austria

www.BlackDiamondEquipment.com

© Black Diamond Equipment, Ltd. 2022 MM5811_V

⚠ WARNING [EN]

For climbing and mountaineering only. Climbing and mountaineering are dangerous. Understand and accept the risks involved before participating. You are responsible for your own actions and decisions. Minors and others not able to assume this responsibility must be under the direct control of an experienced and responsible person. Before using this product, read and understand the instructions. This product does not accompany it and familiarize yourself with its proper use, capabilities and limitations. Seek qualified instruction. Contact Black Diamond if you are uncertain about how to use this product. Do not modify this product in any way. Failure to read and follow these warnings can result in severe injury or death!

KEY:

- ⚠ Risk of serious injury or death
- ⚠ Risk of accident or injury
- ⚠ Risk of serious injury or death
- ⚠ Risk of accident or injury
- ⚠ Expiration
- ⚠ Examination required

INSTRUCTIONS FOR USE

- Keep instructions for future reference.

This pamphlet explains correct use and some common mistakes for the climbing equipment depicted in the illustrations. Other possible mistakes exist. Correct equipment use and use of redundant systems will reduce some of the risks associated with climbing. If you lack experience, use this equipment under proper supervision. Black Diamond Crampens are used to prevent the user from slipping when mountaineering on snow and ice during climbing mixed terrain.

See accompanying illustrations

- Loose crampon components can cause the crampon to fall or fall off your foot. Check all components before and after each use.
- Crampens that do not fit properly are unsafe to use. Check that your crampens fit properly on every use.
- Check the condition of all crampon components before and after each use.

CARE AND MAINTENANCE

Climbing gear must not come into contact with corrosive materials such as battery acid, battery fumes, solvents, chlorine bleach, antifreeze, isopropyl alcohol, acetone, acetone nail polish remover, or any other acids, oils, greases, waxes, or petroleum products. Always use clean water to clean your gear. Always use mild soap and water to clean your gear. Always use mild soap and water to clean your gear. Always use mild soap and water to clean your gear.

INSPECTION, RETIREMENT AND LIFESPAN

Climbing gear does not last forever. Inspect your gear before and after each use, and retire it when it fails inspection or when it reaches its maximum lifespan, 10 years after the date of manufacture for plastic or textile products/components, even if unused and properly stored. The lifespan of metal gear is not limited by age.

See the accompanying inspection illustrations. Retire immediately if any of the illustrated conditions are found.

- Damaged or worn conditions may shorten your equipment's useful life, and could conceivably require retiring the gear during its first use.
- Inspect your gear immediately whenever you suspect damage during use.
- Additional factors that may shorten your equipment's useful life include gear dropped from height, abrasion, wear, rust, corrosion, exposure to salt water, air, harsh environments, extreme temperatures, battery acid or battery fumes, or prolonged sunlight.
- If you have any doubts about the dependability of your gear, or after a serious fall, retire it.
- Always retired gear to prevent future use.
- The lifespan of gear is measured from the date of manufacture, not the date of sale. Refer to the Markings section of these instructions in order to determine the date of manufacture of this equipment.

STORAGE AND TRANSPORT

See accompanying illustrations

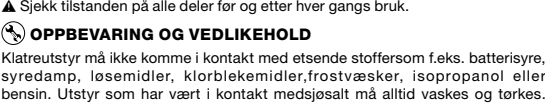
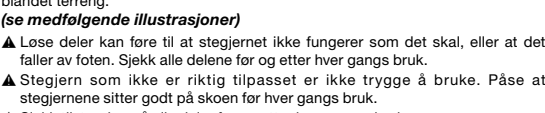
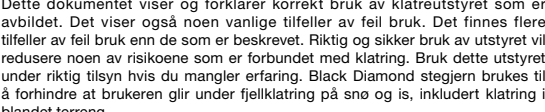
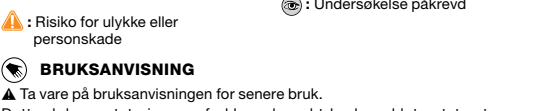
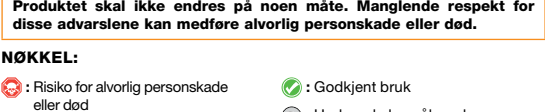
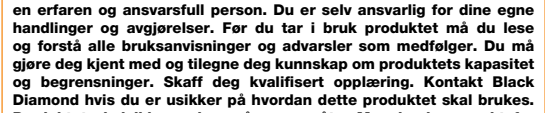
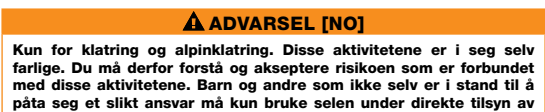
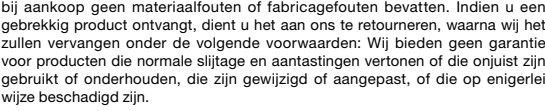
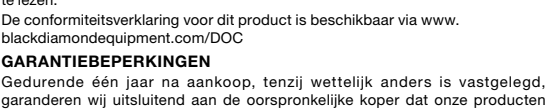
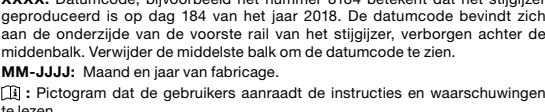
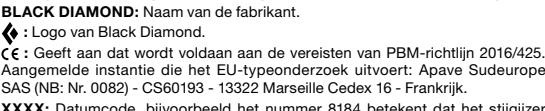
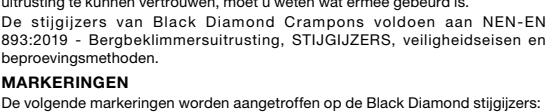
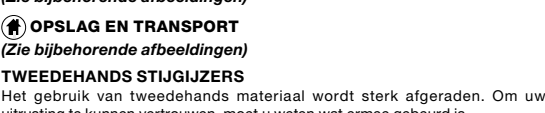
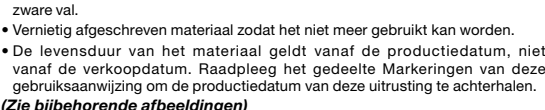
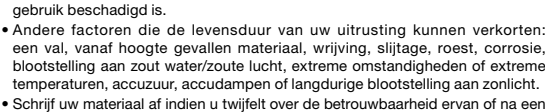
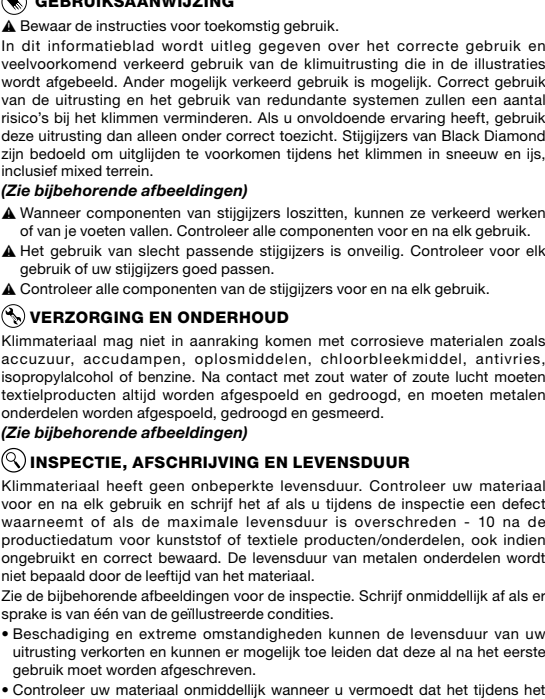
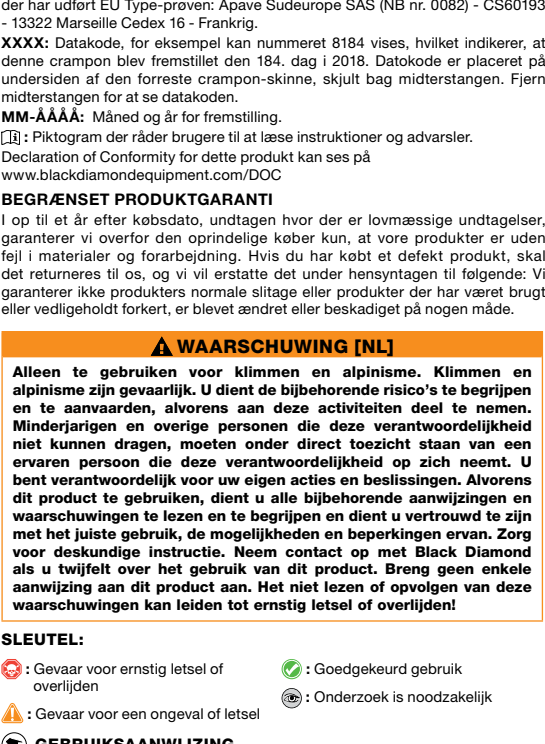
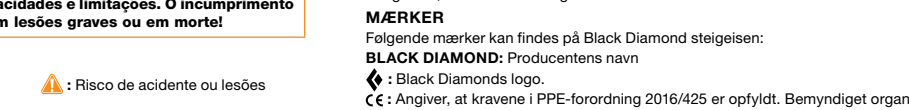
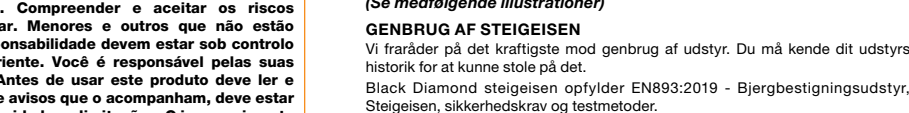
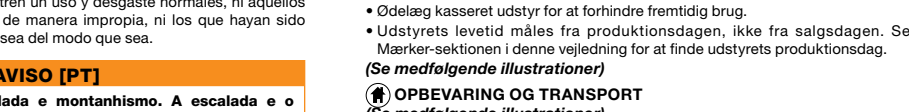
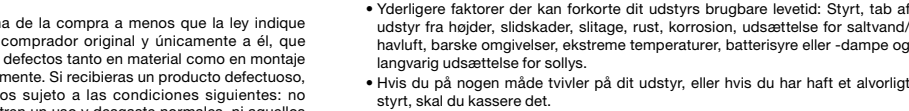
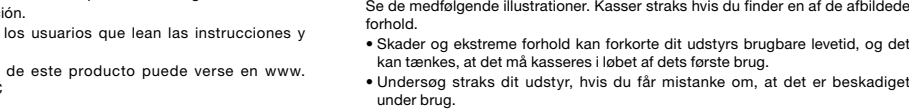
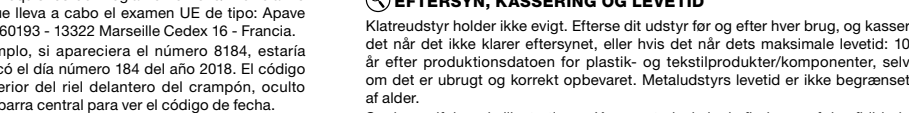
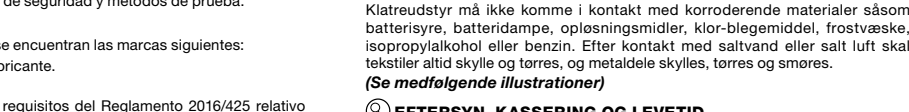
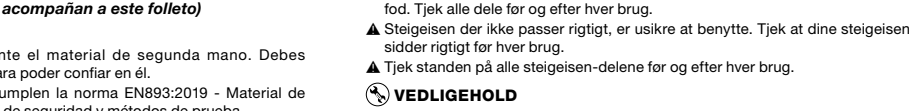
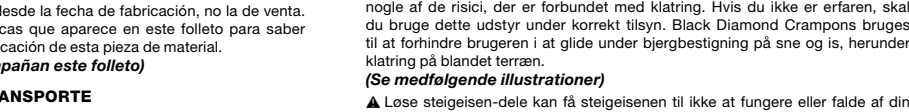
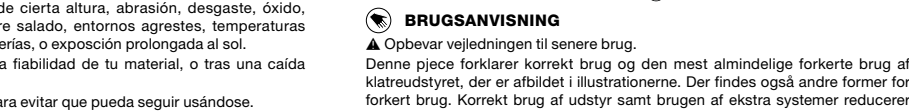
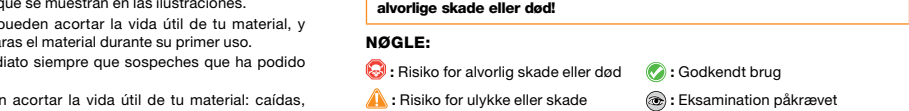
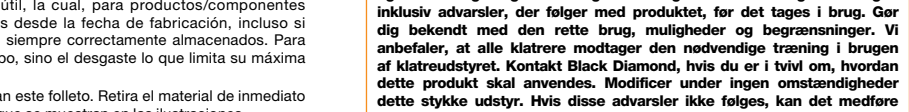
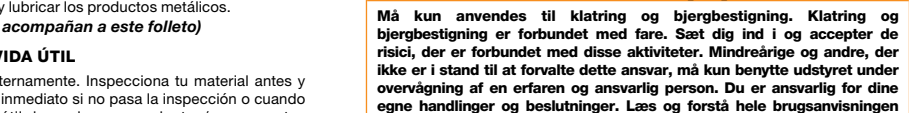
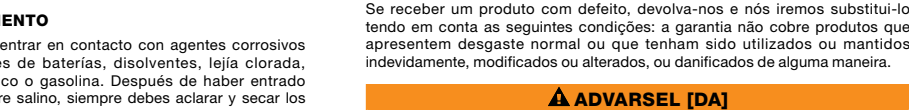
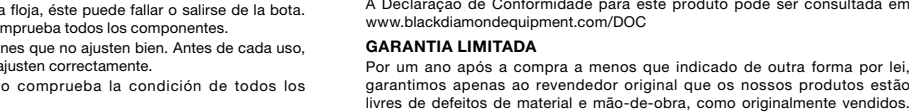
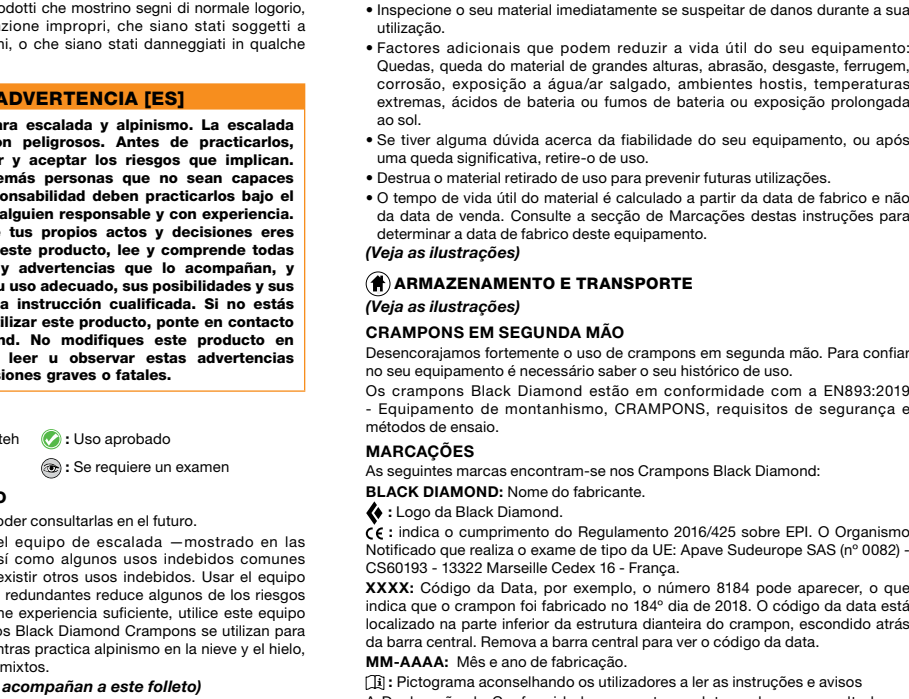
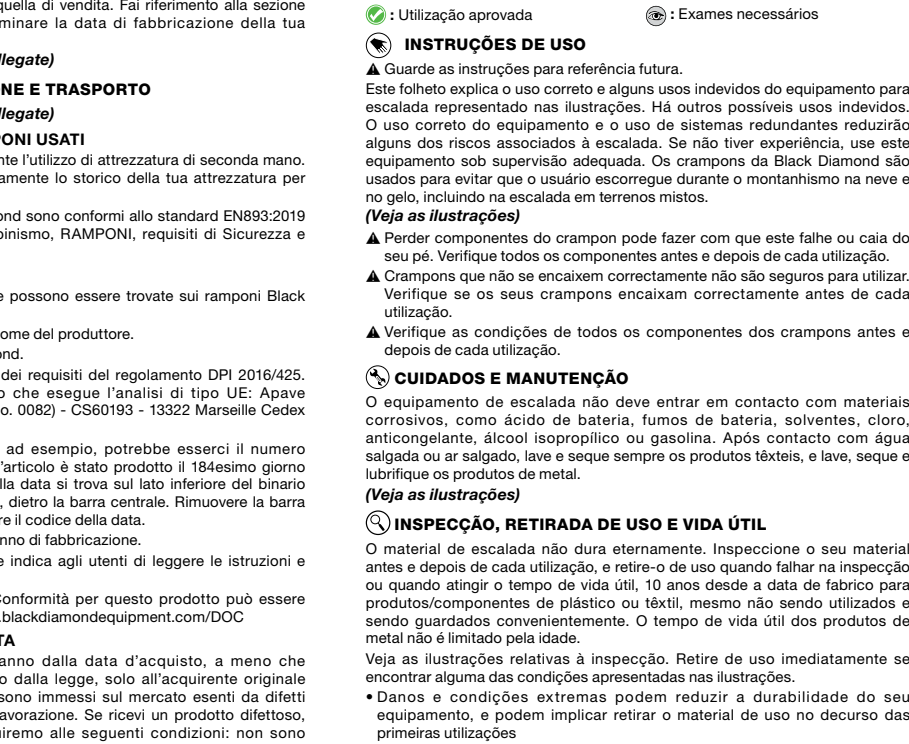
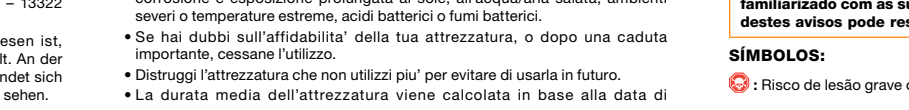
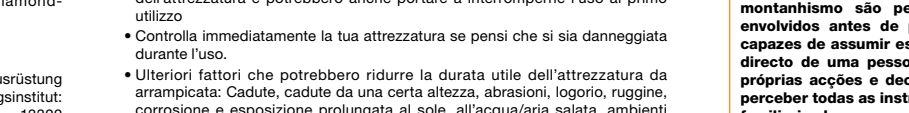
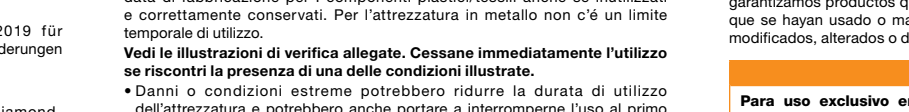
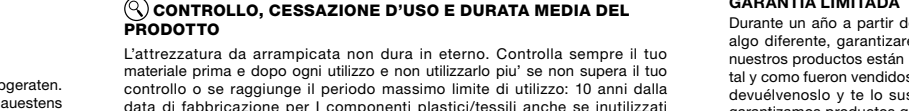
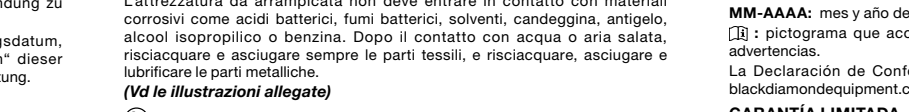
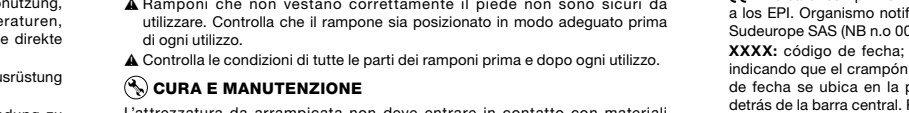
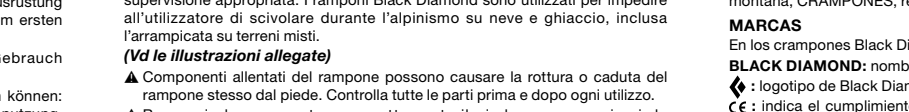
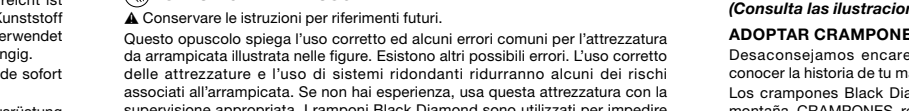
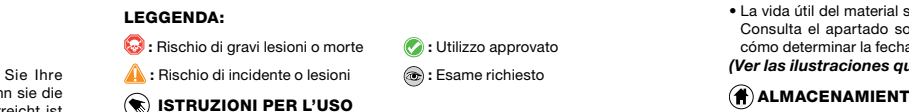
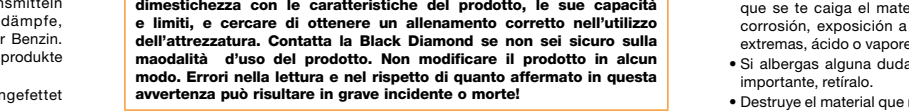
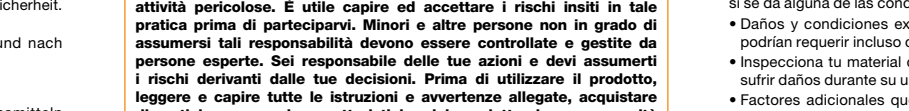
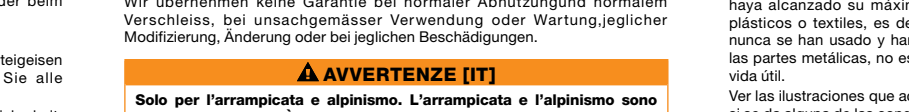
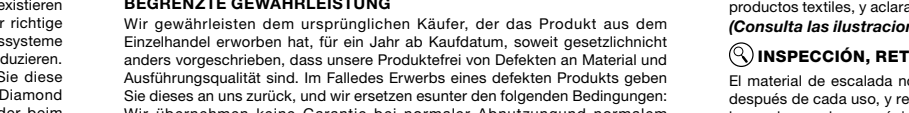
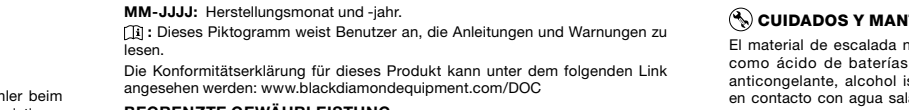
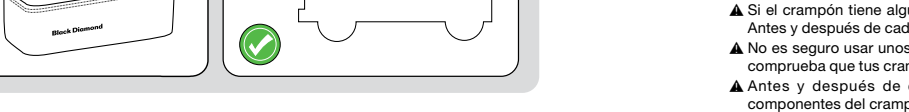
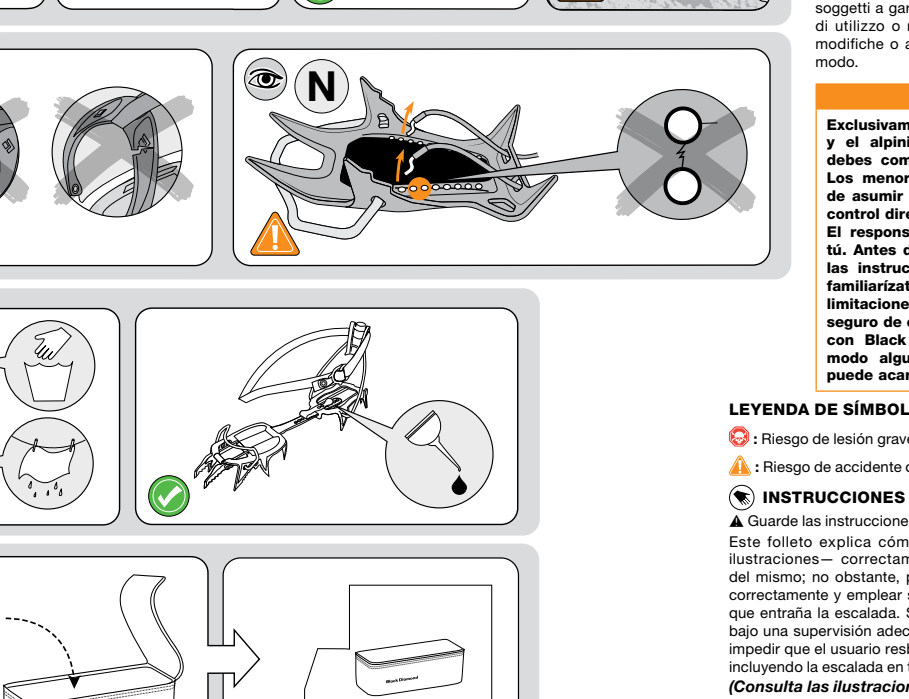
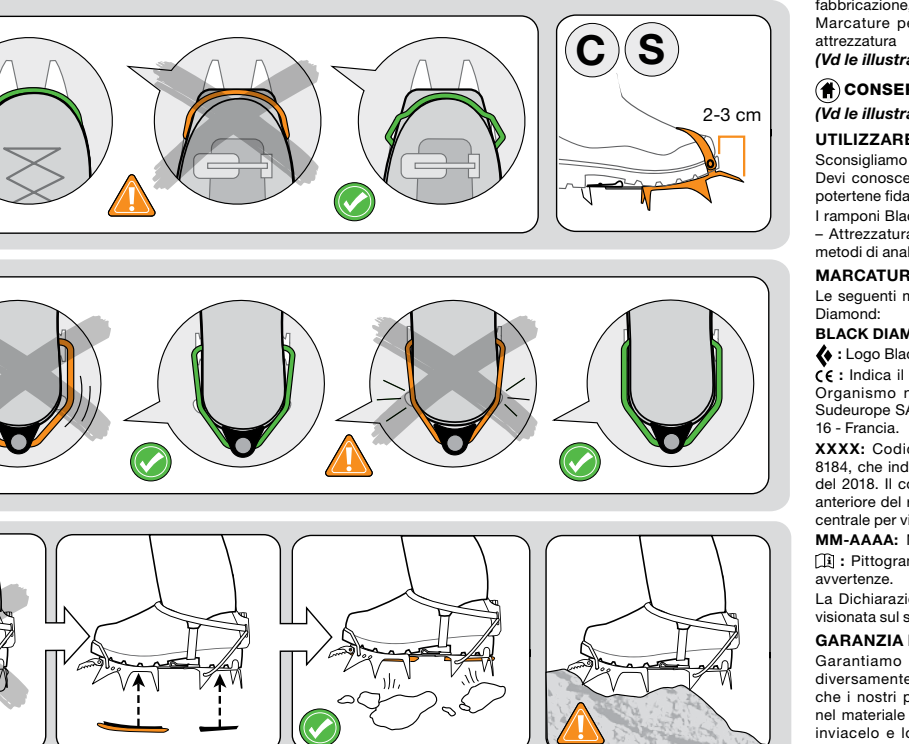
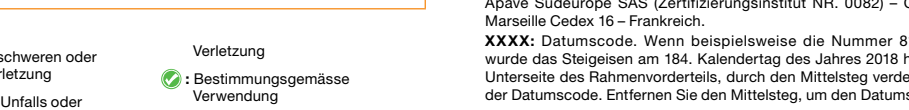
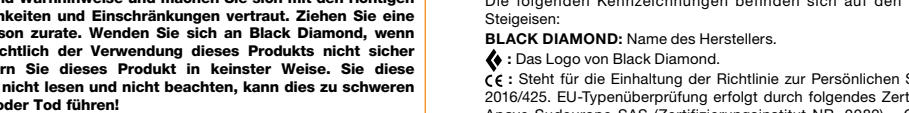
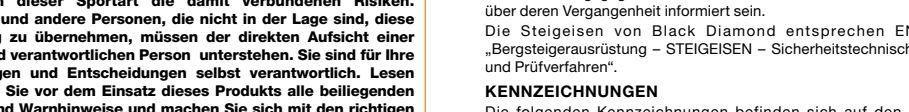
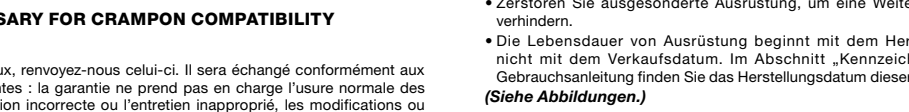
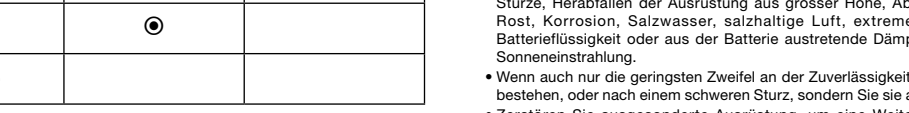

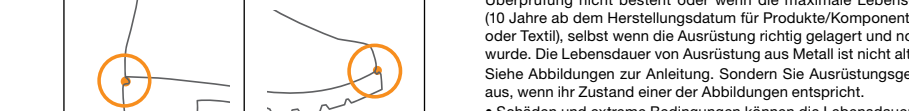


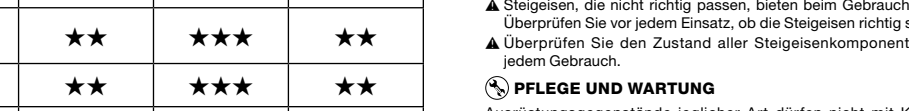

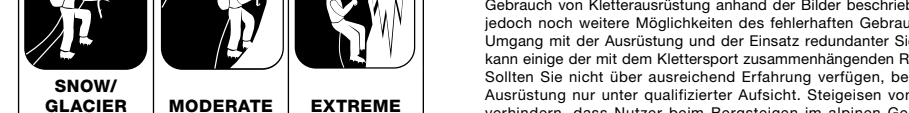

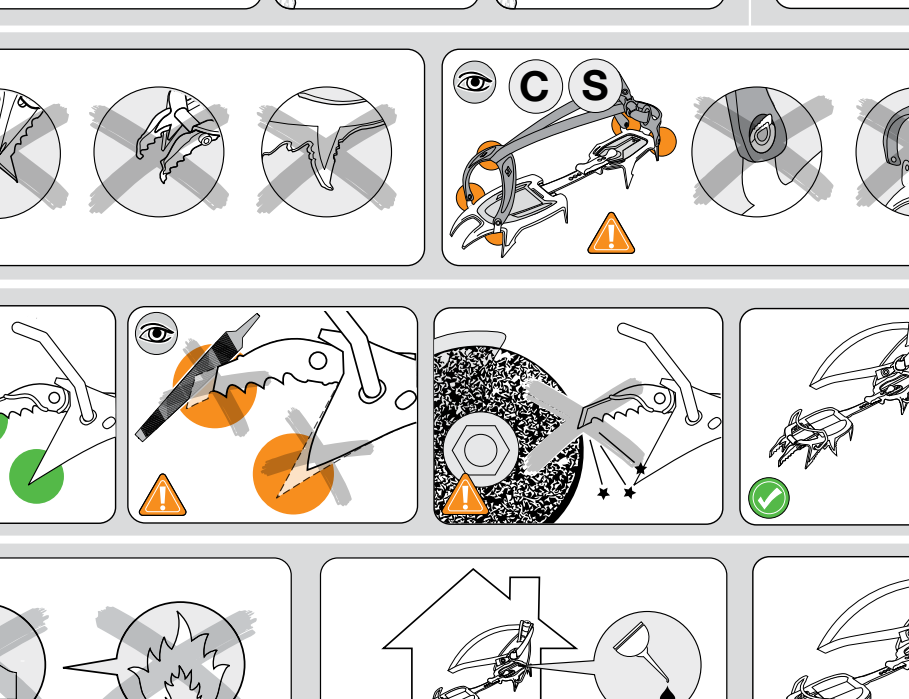
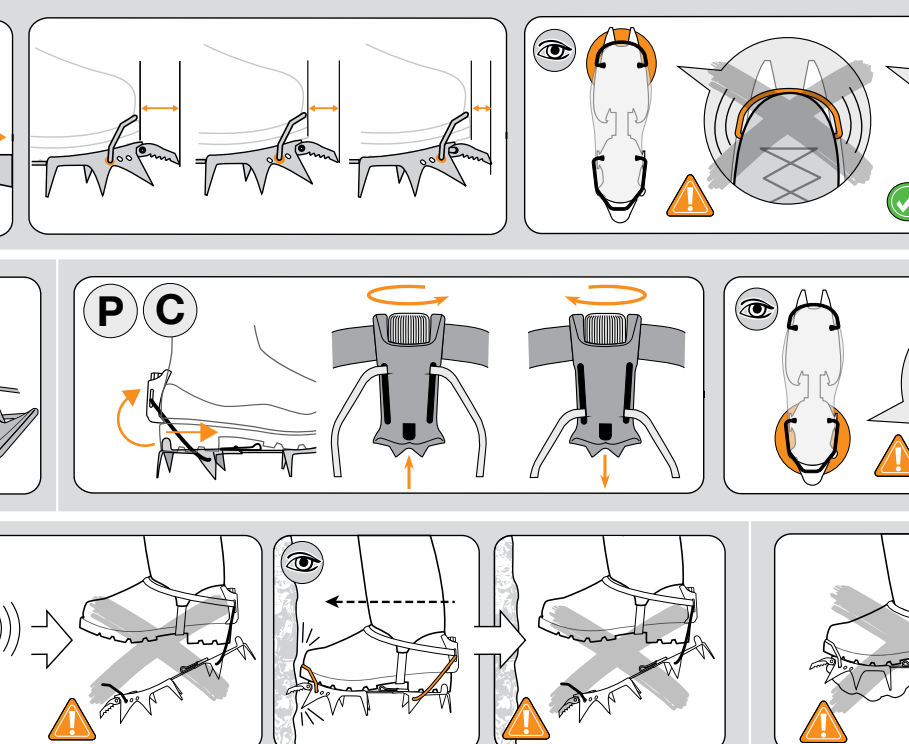
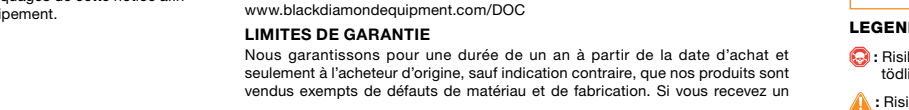
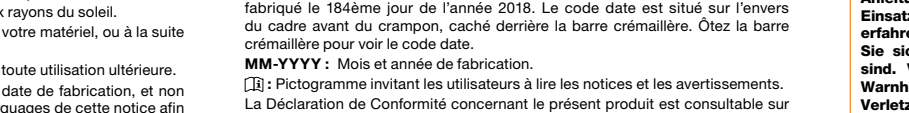
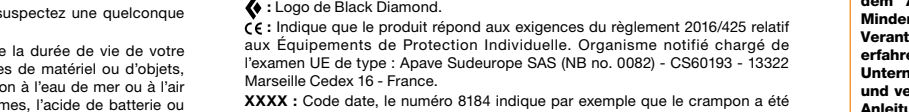
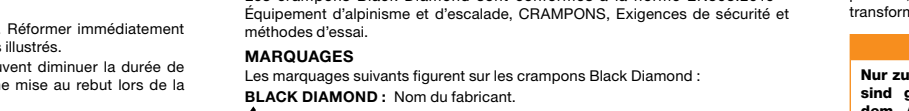
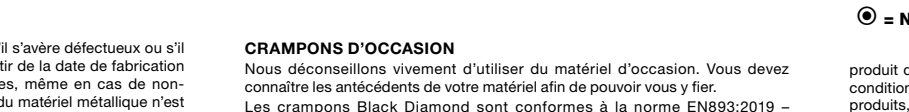
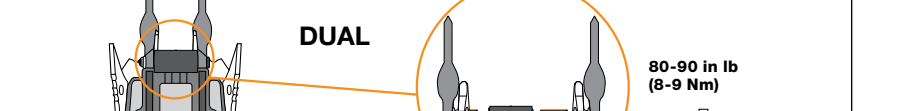
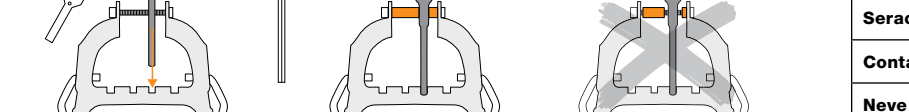
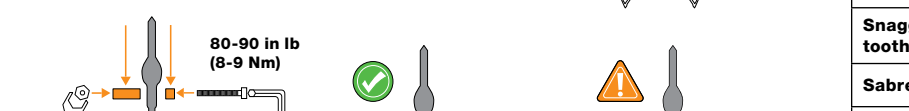
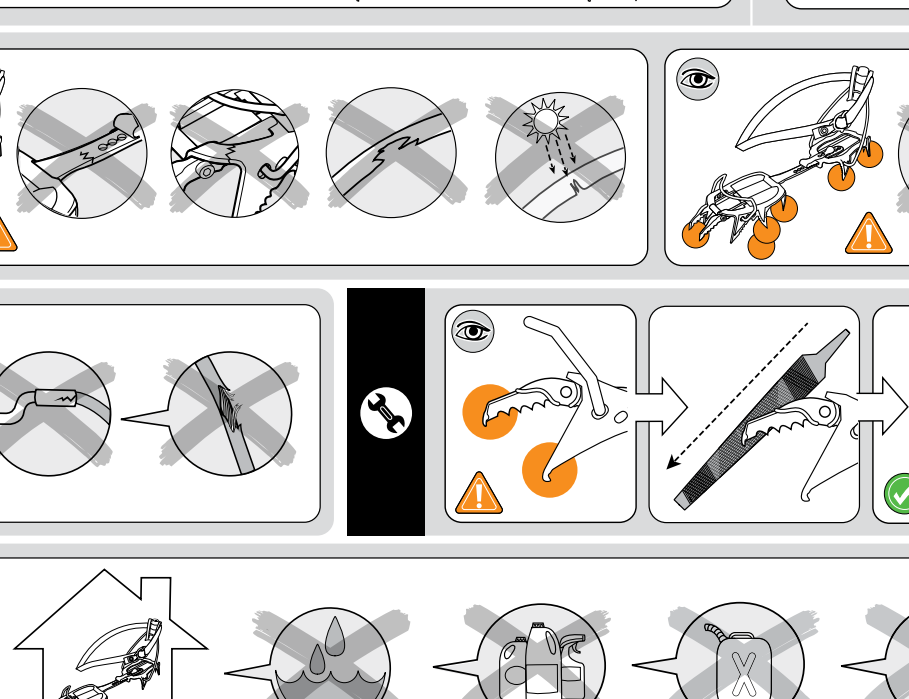
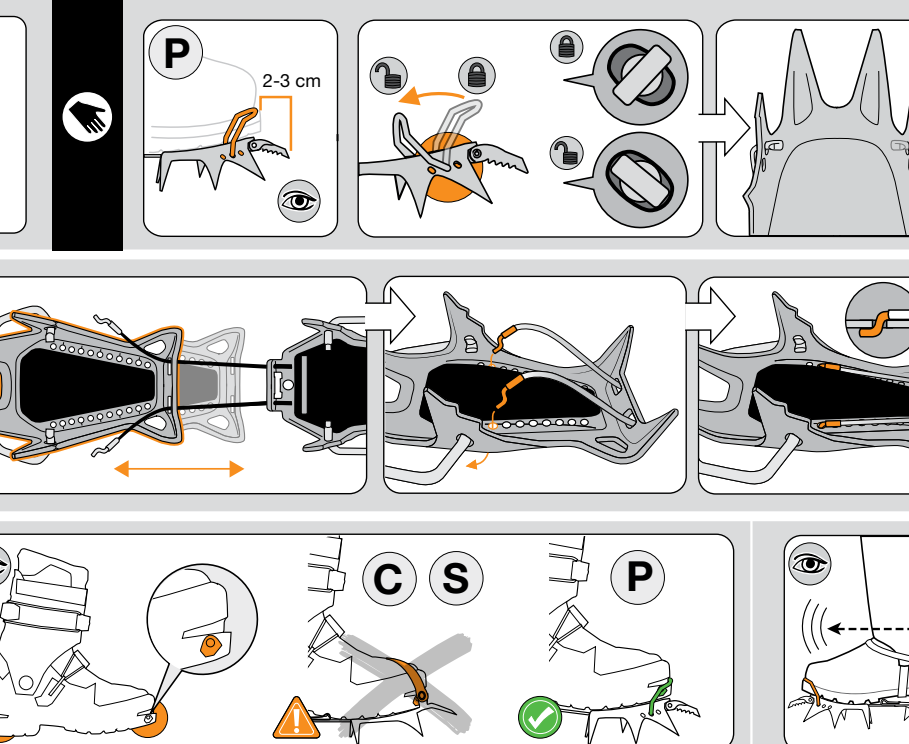
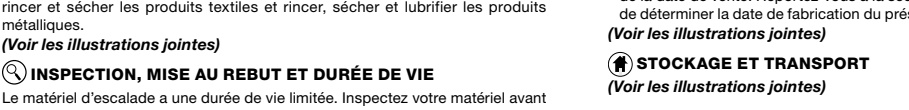
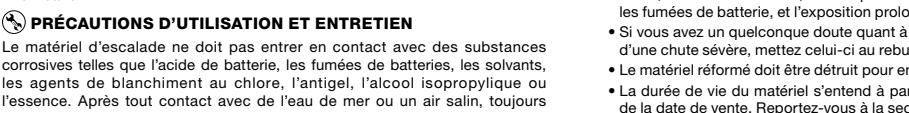
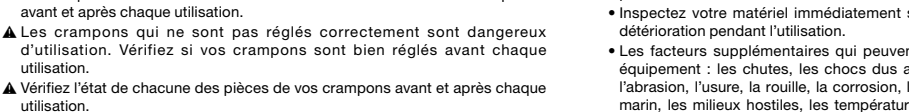
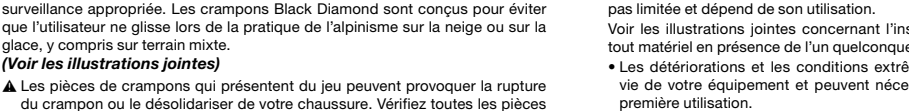
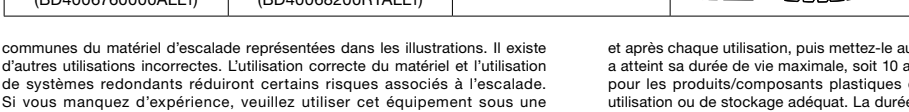
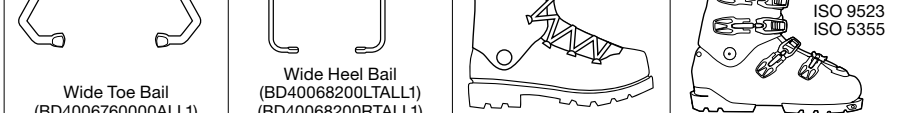
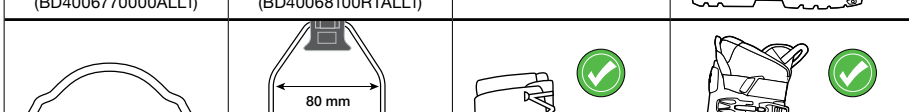
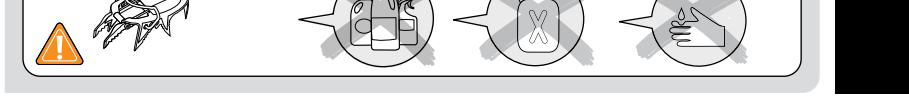
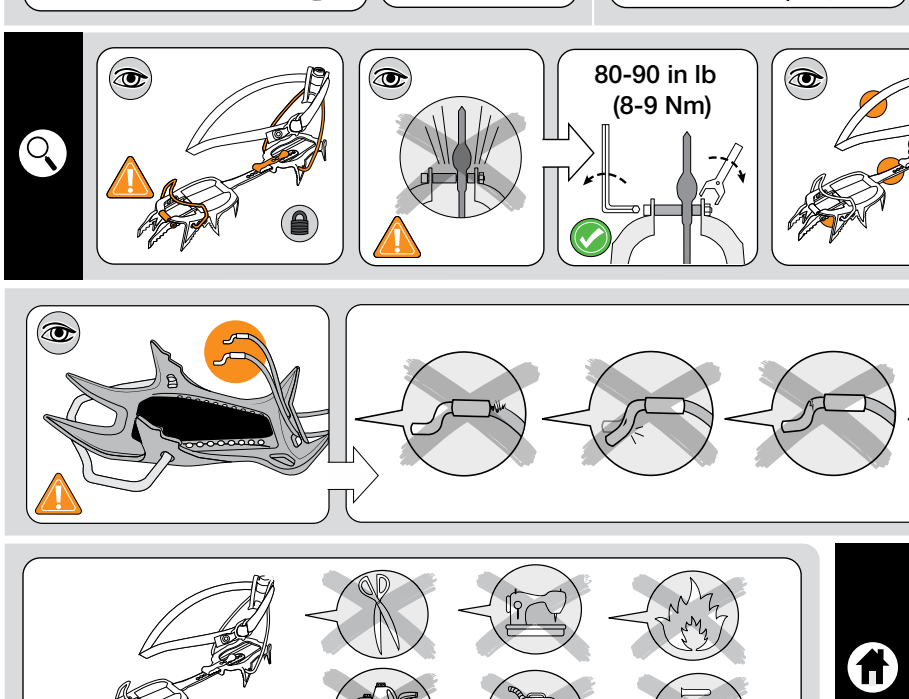
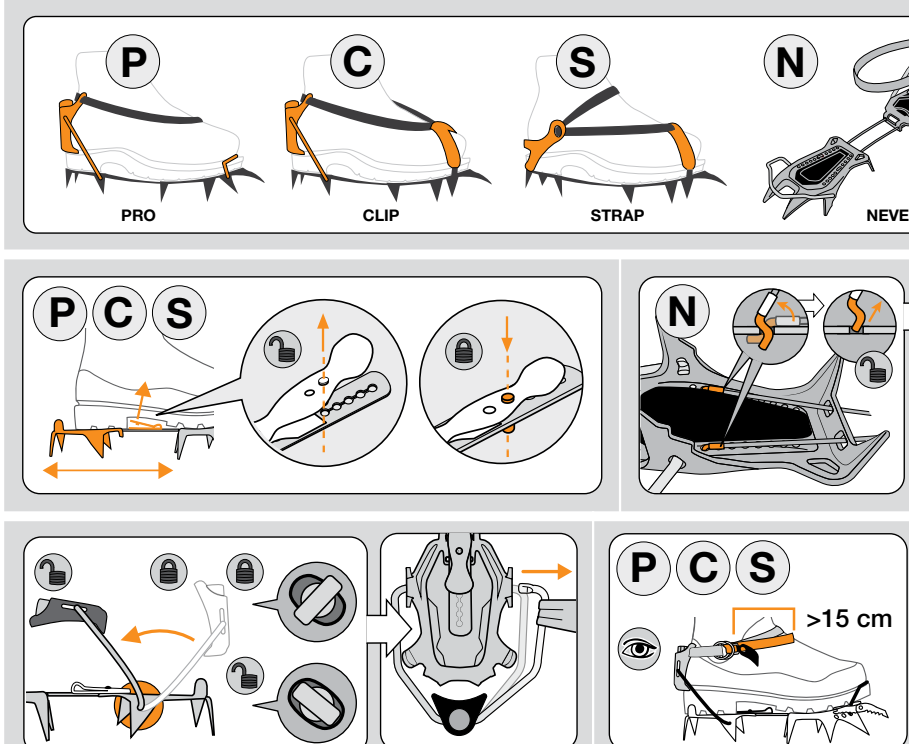
ADOPTING CRAMPONS

We strongly discourage secondhand use. You must know the history of your equipment. Do not use secondhand equipment unless you are certain of its history. Black Diamond Crampens conform to EN9320-1 - Mountaineering Equipment, CRAMPONS, safety requirements and test methods.

MARKINGS (WHEN PRESENT)

BLACK DIAMOND: Name of the manufacturer.

- Ⓛ: Black Diamond's logo.
- Ⓢ: Indicates fulfillment of the requirements of the PPE Regulation 2016/425. Notified Body performing the EU type examination: Apave Sudeurope SAS (NB no. 0082) - 13322 Marseille Cedex 16 - France.
- Ⓤ: The UKCA mark of conformity indicates fulfillment of the requirements of EU Regulation 2016/425 as brought into UK law and amended. Approved body performing the UKCA type examination: UKCA Assessment and Reliability Centre Ltd (AB no. 8509) Bideford, EX39 4LD, UK.
- XXXX: Date Code, for example, the number 8184 may appear which indicates the date of manufacture of the product. The date code is stamped on a label located on the underside of the crampon's front rail, hidden behind the center bar. Remove the center bar to see the date code.



North America: Black Diamond Equipment, Ltd.
2084 East 3900 South
Salt Lake City, UT 84124

Europe: Black Diamond Equipment
Hans-Maier-Strasse 9
6020, Innsbruck, Austria

www.BlackDiamondEquipment.com

© Black Diamond Equipment, Ltd. 2022 MM5811_V

⚠ WARNING [EN]

For climbing and mountaineering only. Climbing and mountaineering are dangerous. Understand and accept the risks involved before participating. You are responsible for your own actions and decisions. Minors and others not able to assume this responsibility must be under the direct control of an experienced and responsible person. Before using this product, read and understand the instructions. This product does not accompany it and familiarize yourself with its proper use, capabilities and limitations. Seek qualified instruction. Contact Black Diamond if you are uncertain about how to use this product. Do not modify this product in any way. Failure to read and follow these warnings can result in severe injury or death!

KEY:

- ⚠ Risk of serious injury or death
- ⚠ Risk of accident or injury
- ⚠ Expiration
- ⚠ Examination required

INSTRUCTIONS FOR USE

- Keep instructions for future reference.

This pamphlet explains correct use and some common mistakes for the climbing equipment depicted in the illustrations. Other possible mistakes exist. Correct equipment use and use of redundant systems will reduce some of the risks associated with climbing. If you lack experience, use this equipment under proper supervision. Black Diamond Crampens are used to prevent the user from slipping when mountaineering on snow and ice during climbing mixed terrain.

See accompanying illustrations

- Loose crampon components can cause the crampon to fall or fall off your foot. Check all components before and after each use.
- Crampens that do not fit properly are unsafe to use. Check that your crampens fit properly on every use.
- Check the condition of all crampon components before and after each use.

CARE AND MAINTENANCE

Climbing gear must not come into contact with corrosive materials such as battery acid, battery fumes, solvents, chlorine bleach, antifreeze, isopropyl alcohol, acetone, acetone nail polish remover, or any other acids, oils, greases, waxes, or petroleum products. Always use clean water to clean your gear. Always use mild soap and water to clean your gear. Always use mild soap and water to clean your gear.

INSPECTION, RETIREMENT AND LIFESPAN

Climbing gear does not last forever. Inspect your gear before and after each use, and retire it when it fails inspection or when it reaches its maximum lifespan, 10 years after the date of manufacture for plastic or textile products/components, even if unused and properly stored. The lifespan of metal gear is not limited by age.

See the accompanying inspection illustrations. Retire immediately if any of the illustrated conditions are found.

- Damaged or worn conditions may shorten your equipment's useful life, and could conceivably require retiring the gear during its first use.
- Inspect your gear immediately whenever you suspect damage during use.
- Additional factors that may shorten your equipment's useful life include gear dropped from height, abrasion, wear, rust, corrosion, exposure to salt water, air, harsh environments, extreme temperatures, battery acid or battery fumes, or prolonged sunlight.
- If you have any doubts about the dependability of your gear, or after a serious fall, retire it.
- Always retired gear to prevent future use.
- The lifespan of gear is measured from the date of manufacture, not the date of sale. Refer to the Markings section of these instructions in order to determine the date of manufacture of this equipment.

STORAGE AND TRANSPORT

See accompanying illustrations

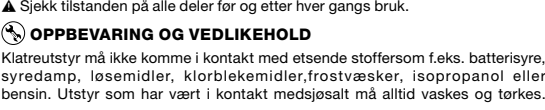
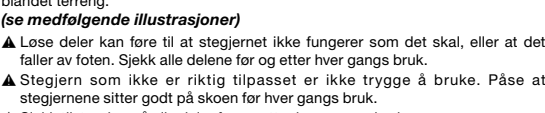
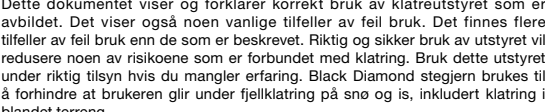
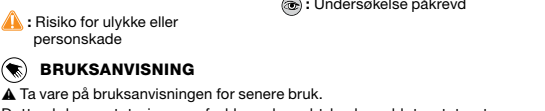
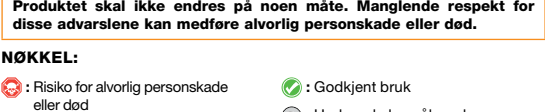
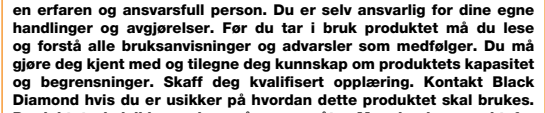
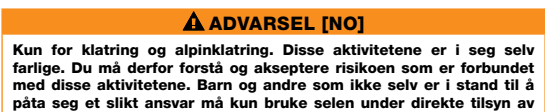
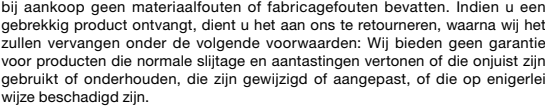
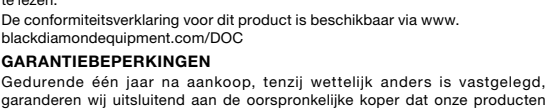
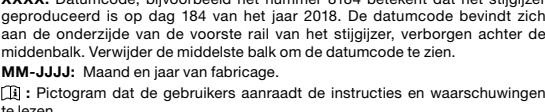
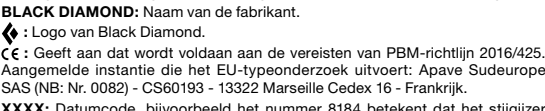
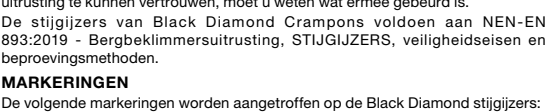
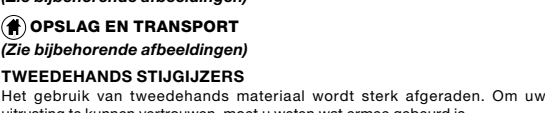
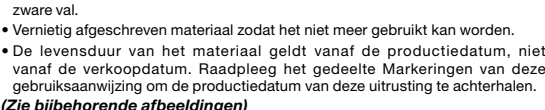
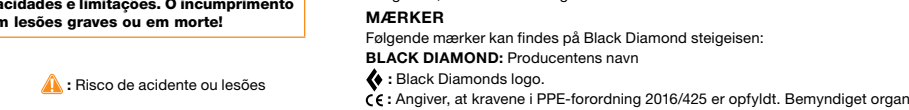
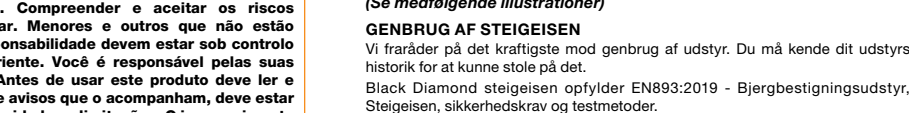
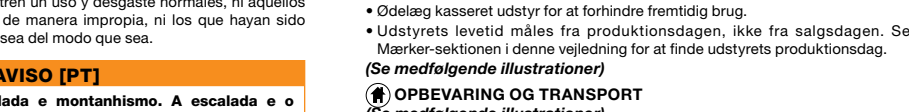
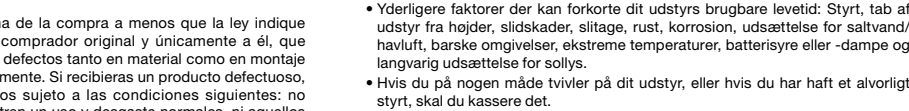
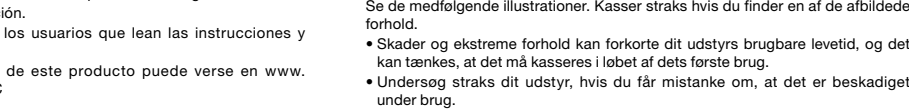
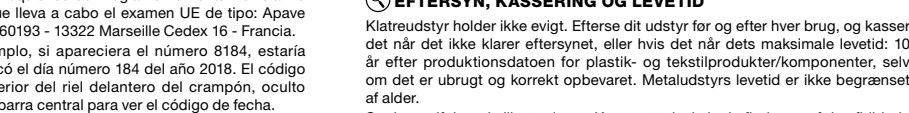
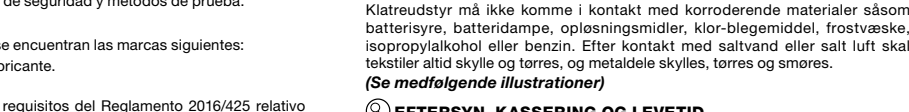
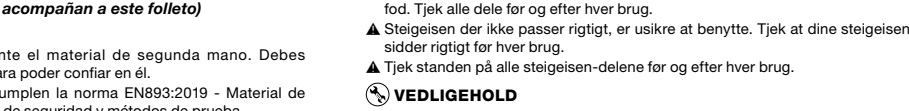
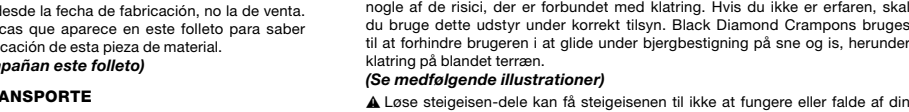
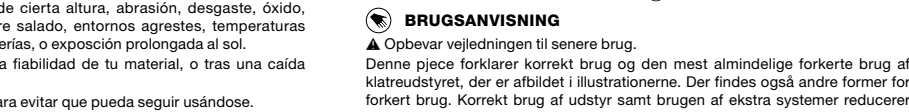
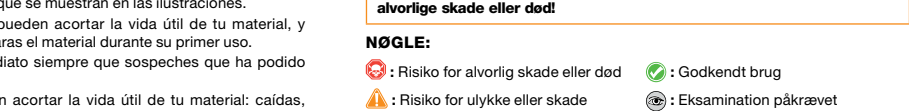
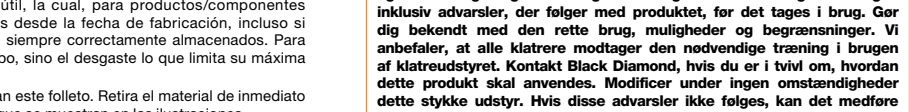
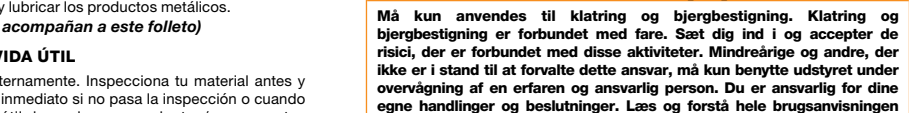
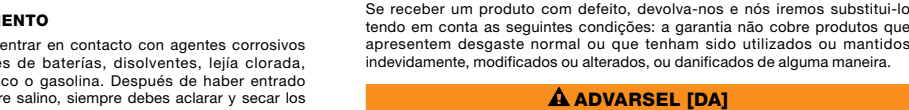
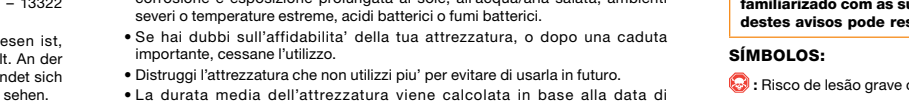
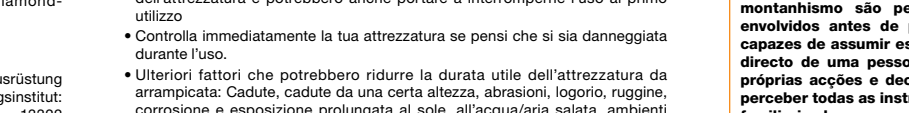
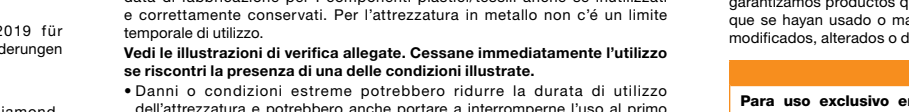
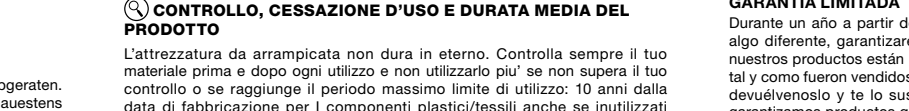
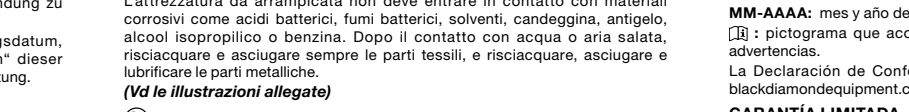
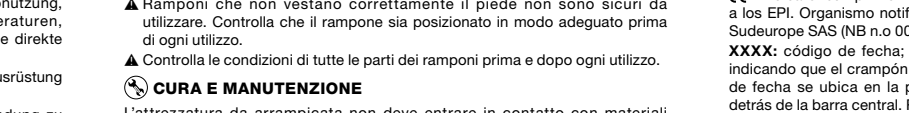
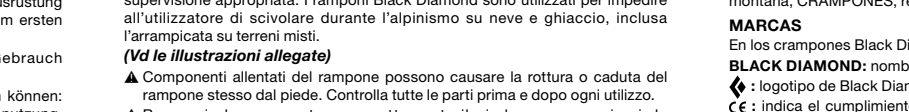
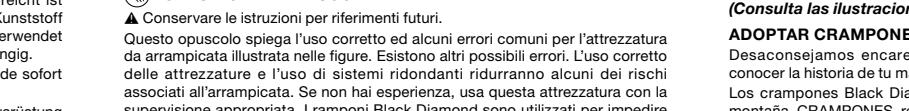
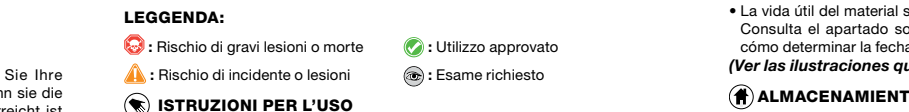
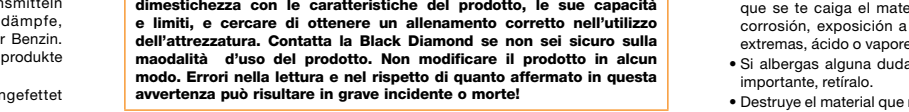
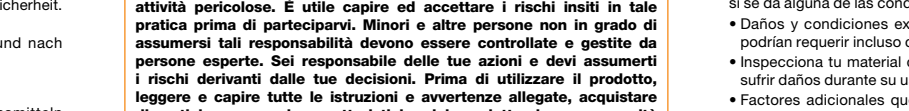
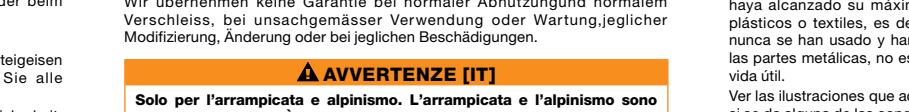
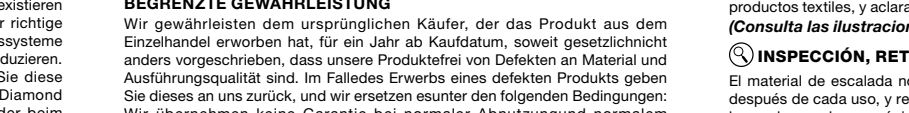
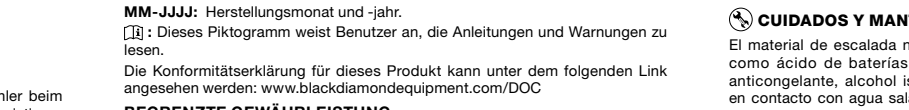
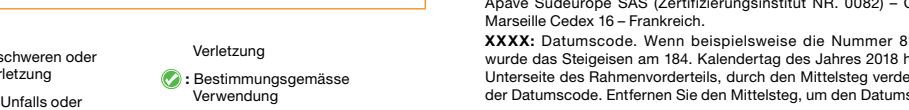
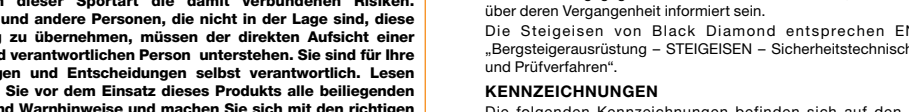
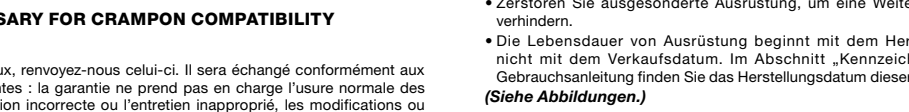
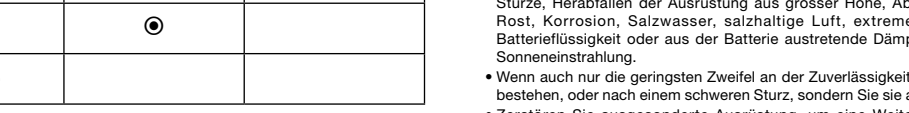

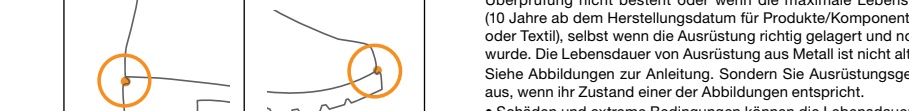


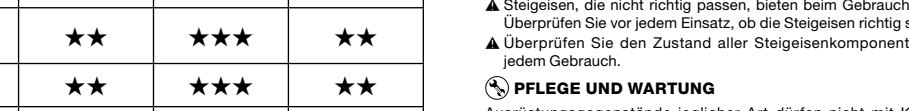

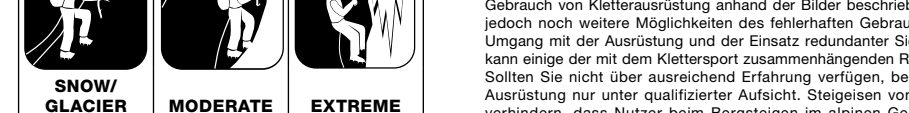
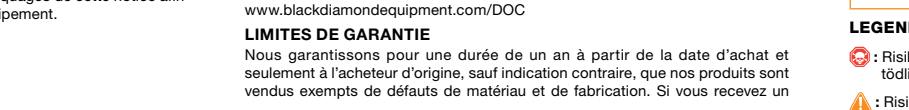
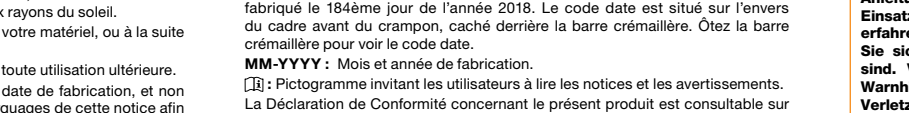
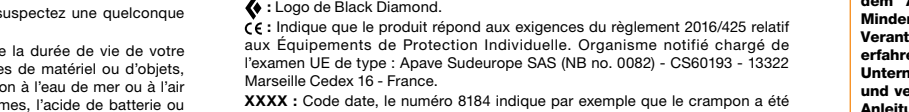
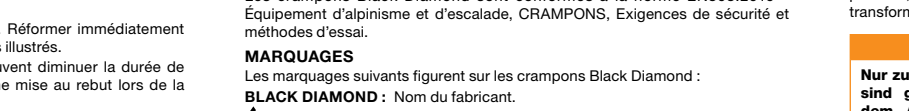
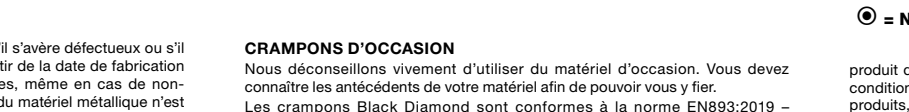

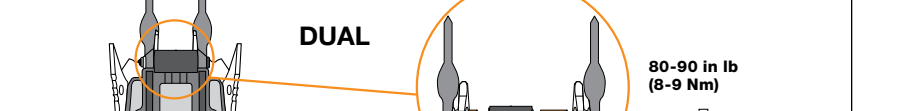
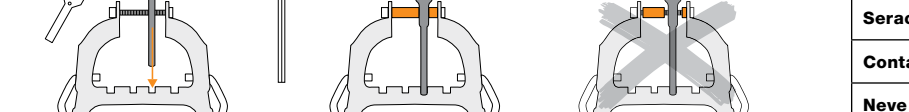
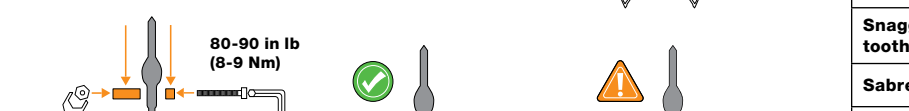
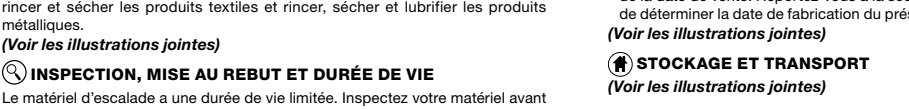
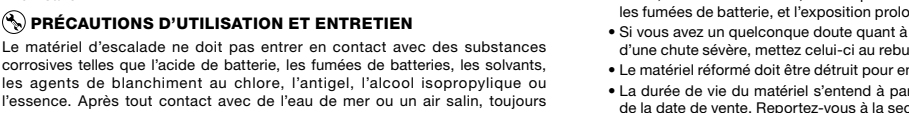
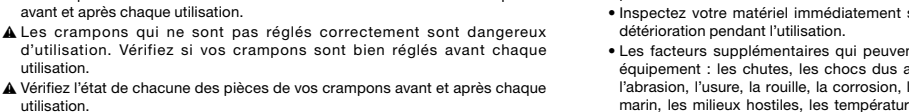
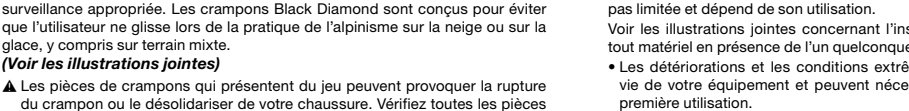
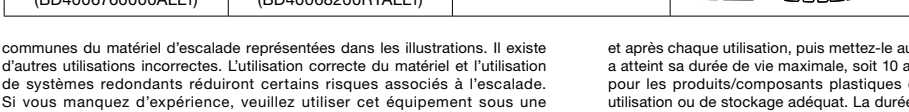
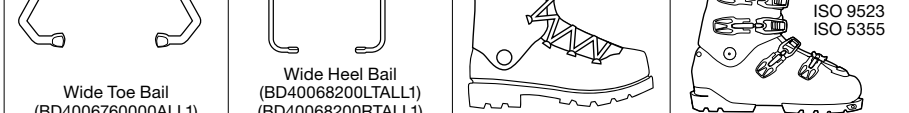
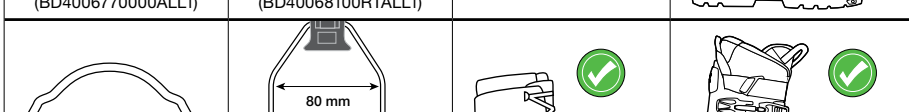
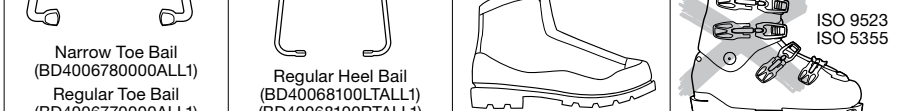
ADOPTING CRAMPONS

We strongly discourage secondhand use. You must know the history of your equipment. Do not use secondhand equipment unless you are certain of its history. Black Diamond Crampens conform to EN9320-1 - Mountaineering Equipment, CRAMPONS, safety requirements and test methods.

MARKINGS (WHEN PRESENT)

BLACK DIAMOND: Name of the manufacturer.

- Ⓛ: Black Diamond's logo.
- Ⓢ: Indicates fulfillment of the requirements of the PPE Regulation 2016/425. Notified Body performing the EU type examination: Apave Sudeurope SAS (NB no. 0082) - 13322 Marseille Cedex 16 - France.
- Ⓤ: The UKCA mark of conformity indicates fulfillment of the requirements of EU Regulation 2016/425 as brought into UK law and amended. Approved body performing the UKCA type examination: UKCA Assessment and Reliability Centre Ltd (AB no. 8509) Bideford, EX39 4LD, UK.
- XXXX: Date Code, for example, the number 8184 may appear which indicates the date of manufacture of the product. The date code is stamped on a label located on the underside of the crampon's front rail, hidden behind the center bar. Remove the center bar to see the date code.



North America: Black Diamond Equipment, Ltd.
2084 East 3900 South
Salt Lake City, UT 84124

Europe: Black Diamond Equipment
Hans-Maier-Strasse 9
6020, Innsbruck, Austria

www.BlackDiamondEquipment.com

© Black Diamond Equipment, Ltd. 2022 MM5811_V

⚠ WARNING [EN]

For climbing and mountaineering only. Climbing and mountaineering are dangerous. Understand and accept the risks involved before participating. You are responsible for your own actions and decisions. Minors and others not able to assume this responsibility must be under the direct control of an experienced and responsible person. Before using this product, read and understand the instructions. This product does not accompany it and familiarize yourself with its proper use, capabilities and limitations. Seek qualified instruction. Contact Black Diamond if you are uncertain about how to use this product. Do not modify this product in any way. Failure to read and follow these warnings can result in severe injury or death!

KEY:

- ⚠ Risk of serious injury or death
- ⚠ Risk of accident or injury
- ⚠ Expiration
- ⚠ Examination required

INSTRUCTIONS FOR USE

- Keep instructions for future reference.

This pamphlet explains correct use and

